



NATA LIGHTING CO.,LTD.
www.nata.cn
Email:info@nata.com
Tel:+86-750-3770000 Fax:+86-750-3771111
Address:380JinOu Road,GaoXin Zone,Jiang Men City,Guangdong,China

NATA

Client:

LumCAT: 2-2643-L

Luminaire: 92.70.412.00

Report No: 20231008-B002

Ballast type: AC

Test No: 20231008-C002

Voltage(V): 35.950

LampCAT: CITIZEN CLU038 LES14.5

Current(A): 0.540

Lamp flux(lm): 2889.2

Power (W): 19.413

Number of Lamps: 1

PF: 0.000

Length(mm): 0

Width(mm): 0

Phm Type: C

Height(mm): 0

Photometric Results

Lumens(lm): 2737.16, Efficiency(%): 94.74% , Luminous Efficacy(lm/W): 141.00

Central intensity(cd): 14920.290, Maximum intensity(cd): 14920.290

Angle of maximum intensity: C=0.0 γ =0.0

Beam Angle(50%Imax): [C0/180]Total=17.6

[C90/270]Total=17.6

Field angle(10%Imax): [C0/180]Total=45.8

[C90/270]Total=45.8

Maximum s/h(1/2): C0_180=0.30 C90_270=0.30

Maximum s/h(1/4): C0_180=0.33 C90_270=0.33

Up flux rate of lamp(%): 0.00%

Down flux rate of lamp(%): 94.74%

Up flux rate of LUM(%): - -

Down flux rate of LUM(%): 100.00%

CIE Type : Direct lighting

Output flux ratio in π solid angle : 98.172%

$\gamma(^{\circ})$	Average I(cd)	Zonal F(lm)	Sum F(lm)	Eff Flux(%)	Eff Sum(%)
0.0	14920.286	0.000	0	0.00%	0.00%
1.0	14731.392	14.188	14.188	0.49%	0.52%
2.0	14305.169	41.676	55.864	1.44%	2.04%
3.0	13207.494	65.801	121.665	2.28%	4.44%
4.0	12396.563	85.705	207.37	2.97%	7.58%
5.0	11438.586	102.538	309.908	3.55%	11.32%
6.0	10642.394	116.041	425.949	4.02%	15.56%
7.0	9477.547	124.884	550.833	4.32%	20.12%
8.0	8353.038	127.610	678.443	4.42%	24.79%
9.0	7289.695	126.776	805.219	4.39%	29.42%
10.0	6302.741	123.007	928.226	4.26%	33.91%
11.0	5474.720	117.681	1045.907	4.07%	38.21%
12.0	4771.107	112.002	1157.908	3.88%	42.30%
13.0	4161.802	106.011	1263.919	3.67%	46.18%
14.0	3669.570	100.241	1364.16	3.47%	49.84%
15.0	3289.014	95.531	1459.691	3.31%	53.33%
16.0	2952.672	91.458	1551.149	3.17%	56.67%
17.0	2701.574	88.052	1639.201	3.05%	59.89%
18.0	2496.337	85.702	1724.903	2.97%	63.02%
19.0	2265.574	82.848	1807.75	2.87%	66.04%
20.0	1998.140	78.038	1885.788	2.70%	68.90%
21.0	1815.750	73.234	1959.023	2.53%	71.57%
22.0	1657.024	69.787	2028.81	2.42%	74.12%
23.0	1481.076	65.846	2094.655	2.28%	76.53%
24.0	1335.627	61.583	2156.239	2.13%	78.78%
25.0	1190.421	57.437	2213.675	1.99%	80.87%
26.0	1101.544	54.102	2267.777	1.87%	82.85%
27.0	987.308	51.104	2318.882	1.77%	84.72%
28.0	869.806	47.018	2365.9	1.63%	86.44%
29.0	757.576	42.577	2408.477	1.47%	87.99%
30.0	650.806	38.026	2446.503	1.32%	89.38%
31.0	554.892	33.553	2480.056	1.16%	90.61%
32.0	467.655	29.295	2509.35	1.01%	91.68%
33.0	389.786	25.261	2534.611	0.87%	92.60%
34.0	319.328	21.460	2556.071	0.74%	93.38%
35.0	271.537	18.350	2574.421	0.64%	94.05%
36.0	230.036	15.970	2590.391	0.55%	94.64%
37.0	187.434	13.616	2604.007	0.47%	95.14%

$\gamma(^{\circ})$	Average I(cd)	Zonal F(lm)	Sum F(lm)	Eff Flux(%)	Eff Sum(%)
38.0	134.039	10.730	2614.737	0.37%	95.53%
39.0	108.258	8.270	2623.007	0.29%	95.83%
40.0	88.414	6.859	2629.866	0.24%	96.08%
41.0	72.707	5.737	2635.604	0.20%	96.29%
42.0	61.166	4.864	2640.468	0.17%	96.47%
43.0	52.800	4.222	2644.689	0.15%	96.62%
44.0	46.006	3.729	2648.418	0.13%	96.76%
45.0	41.425	3.360	2651.779	0.12%	96.88%
46.0	37.689	3.094	2654.873	0.11%	96.99%
47.0	34.624	2.876	2657.749	0.10%	97.10%
48.0	32.140	2.699	2660.447	0.09%	97.20%
49.0	30.022	2.553	2663	0.09%	97.29%
50.0	28.272	2.430	2665.431	0.08%	97.38%
51.0	26.874	2.333	2667.764	0.08%	97.46%
52.0	25.733	2.257	2670.021	0.08%	97.55%
53.0	24.819	2.199	2672.22	0.08%	97.63%
54.0	24.058	2.154	2674.375	0.07%	97.71%
55.0	23.484	2.122	2676.497	0.07%	97.78%
56.0	23.096	2.105	2678.602	0.07%	97.86%
57.0	22.854	2.101	2680.703	0.07%	97.94%
58.0	22.785	2.111	2682.813	0.07%	98.01%
59.0	22.861	2.134	2684.947	0.07%	98.09%
60.0	23.041	2.169	2687.116	0.08%	98.17%
61.0	23.138	2.204	2689.319	0.08%	98.25%
62.0	23.159	2.231	2691.55	0.08%	98.33%
63.0	23.027	2.246	2693.796	0.08%	98.42%
64.0	22.564	2.237	2696.034	0.08%	98.50%
65.0	21.795	2.195	2698.229	0.08%	98.58%
66.0	20.861	2.128	2700.357	0.07%	98.66%
67.0	19.907	2.050	2702.407	0.07%	98.73%
68.0	18.869	1.964	2704.371	0.07%	98.80%
69.0	17.935	1.878	2706.249	0.06%	98.87%
70.0	17.208	1.805	2708.054	0.06%	98.94%
71.0	16.565	1.746	2709.799	0.06%	99.00%
72.0	16.011	1.694	2711.493	0.06%	99.06%
73.0	15.603	1.653	2713.146	0.06%	99.12%
74.0	15.215	1.620	2714.766	0.06%	99.18%
75.0	14.897	1.591	2716.357	0.06%	99.24%

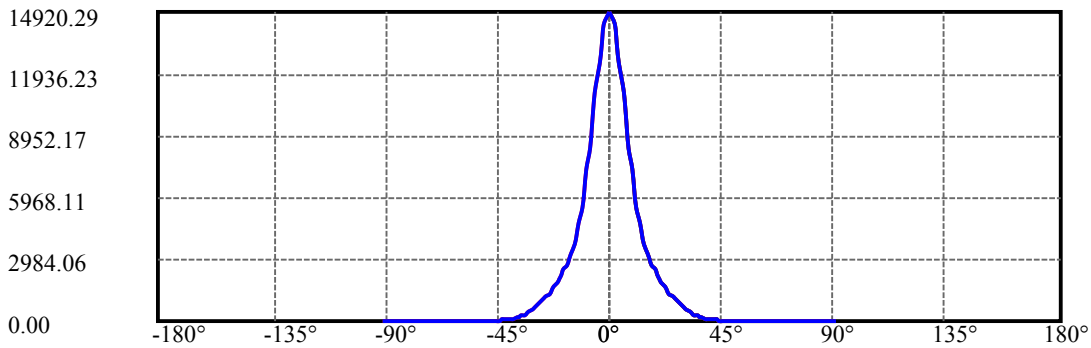
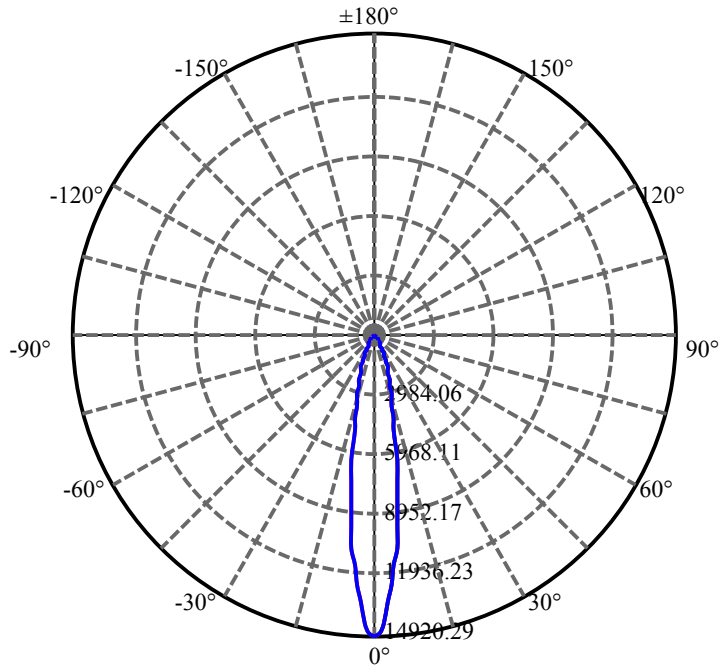
$\gamma(^{\circ})$	Average I(cd)	Zonal F(lm)	Sum F(lm)	Eff Flux(%)	Eff Sum(%)
76.0	14.600	1.566	2717.923	0.05%	99.30%
77.0	14.281	1.540	2719.463	0.05%	99.35%
78.0	13.991	1.513	2720.976	0.05%	99.41%
79.0	13.693	1.487	2722.464	0.05%	99.46%
80.0	13.382	1.460	2723.923	0.05%	99.52%
81.0	13.091	1.432	2725.355	0.05%	99.57%
82.0	12.807	1.404	2726.76	0.05%	99.62%
83.0	12.531	1.377	2728.137	0.05%	99.67%
84.0	12.268	1.351	2729.488	0.05%	99.72%
85.0	12.053	1.327	2730.815	0.05%	99.77%
86.0	11.818	1.305	2732.12	0.05%	99.82%
87.0	11.631	1.283	2733.403	0.04%	99.86%
88.0	11.479	1.266	2734.669	0.04%	99.91%
89.0	11.361	1.252	2735.921	0.04%	99.95%
90.0	11.264	1.241	2737.162	0.04%	100.00%

ZONAL LUMEN SUMMARY

Zone	Lumens	%Lamp	%Fixt
0-30	2446.50	84.68%	89.38%
0-40	2629.87	91.02%	96.08%
0-60	2687.12	93.01%	98.17%
0-90	2735.92	94.69%	99.95%
0-120	2735.92	94.69%	99.95%
0-180	2737.16	94.74%	100.00%
60-90	48.81	1.69%	1.78%
90-120	0.00	0.00%	0.00%
90-130	0.00	0.00%	0.00%
90-150	0.00	0.00%	0.00%
90-180	0.00	0.00%	0.00%
0-24.58	2189.73	75.79%	80.00%

ZONAL LUMEN SUMMARY

0-10	928.23
10-20	957.56
20-30	560.71
30-40	183.36
40-50	35.56
50-60	21.68
60-70	20.94
70-80	15.87
80-90	12.00
90-100	0.00
100-110	0.00
110-120	0.00
120-130	0.00
130-140	0.00
140-150	0.00
150-160	0.00
160-170	0.00
170-180	0.00



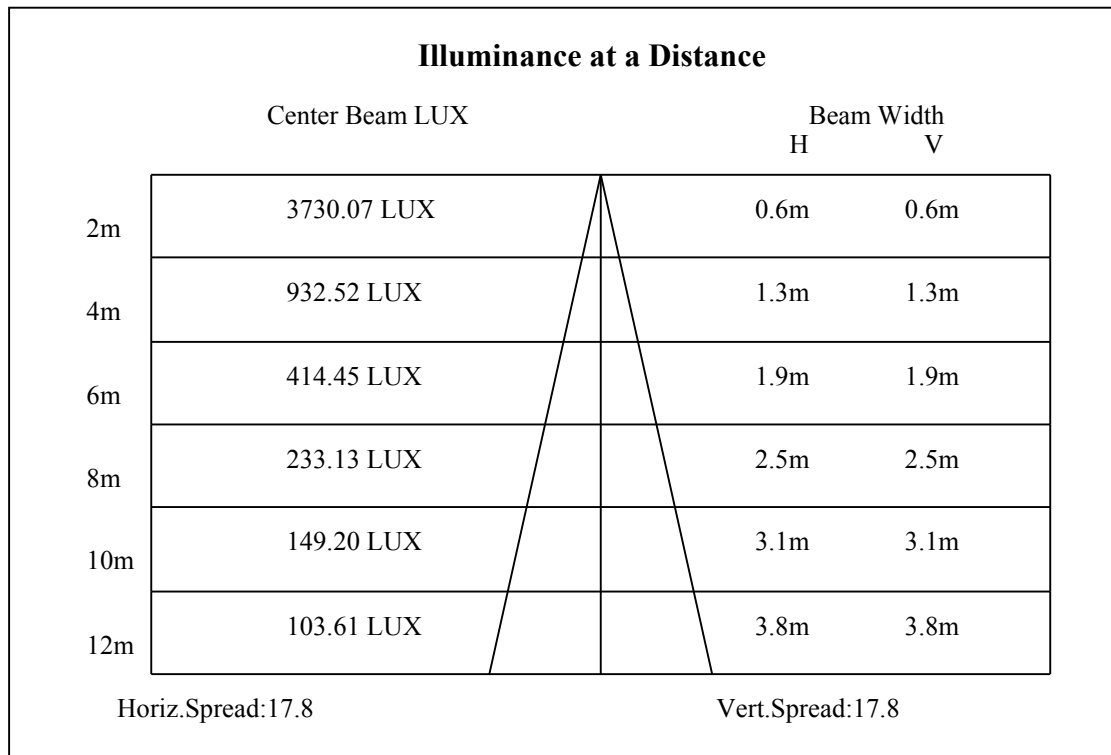
C0(Max): —————

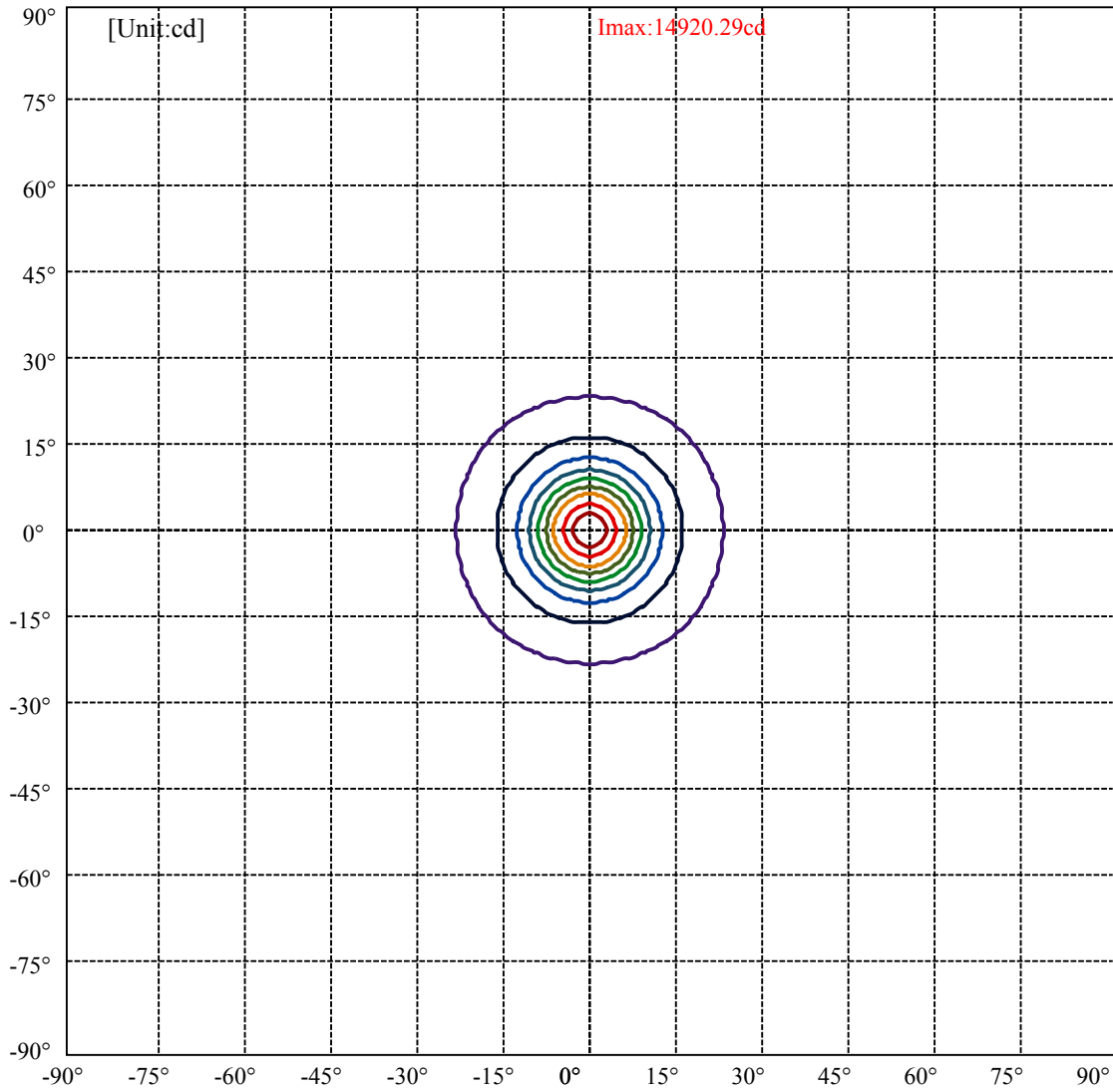
C0/C180: —————

C90/C270: —————

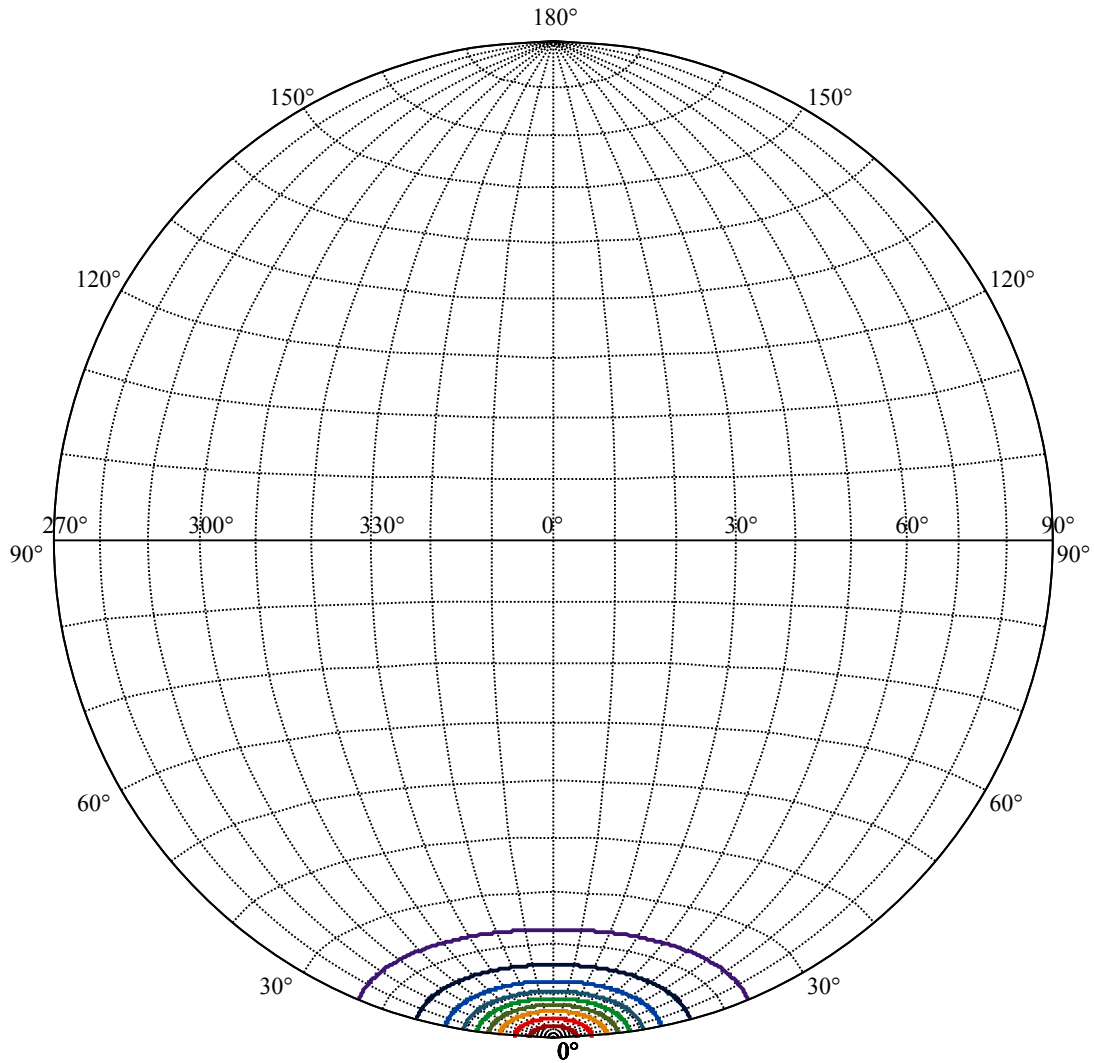
Field angle(10%Imax):C0/180Left:22.9 Right:22.9
:C90/270Left:22.9 Right:22.9

Beam Angle(50%Imax):C0/180Left:8.8 Right:8.8
:C90/270Left:8.8 Right:8.8





(10%Imax) 1492.03	—
(20%Imax) 2984.06	—
(30%Imax) 4476.09	—
(40%Imax) 5968.11	—
(50%Imax) 7460.14	—
(60%Imax) 8952.17	—
(70%Imax) 10444.2	—
(80%Imax) 11936.2	—
(90%Imax) 13428.3	—



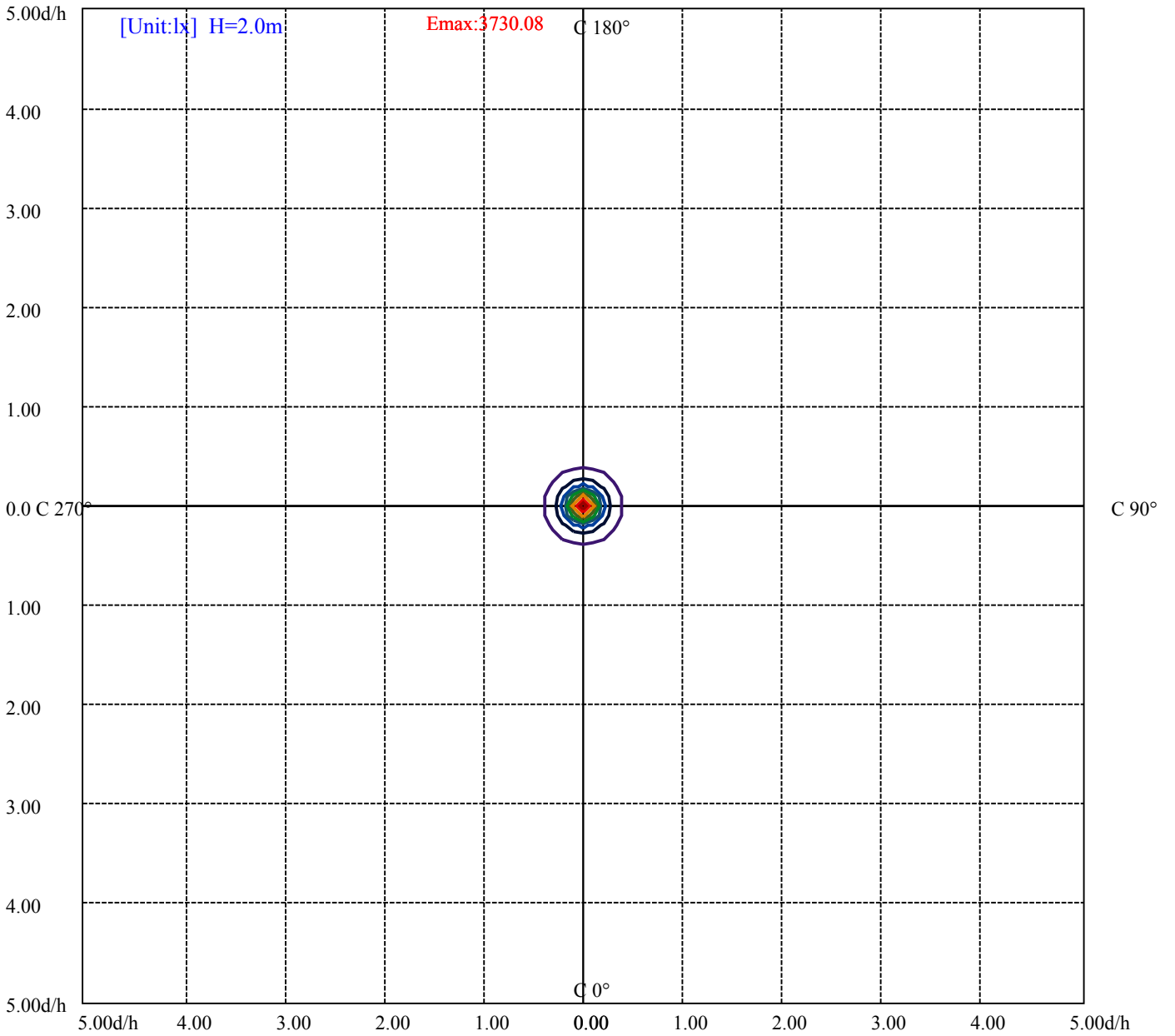
House

[Unit:cd]

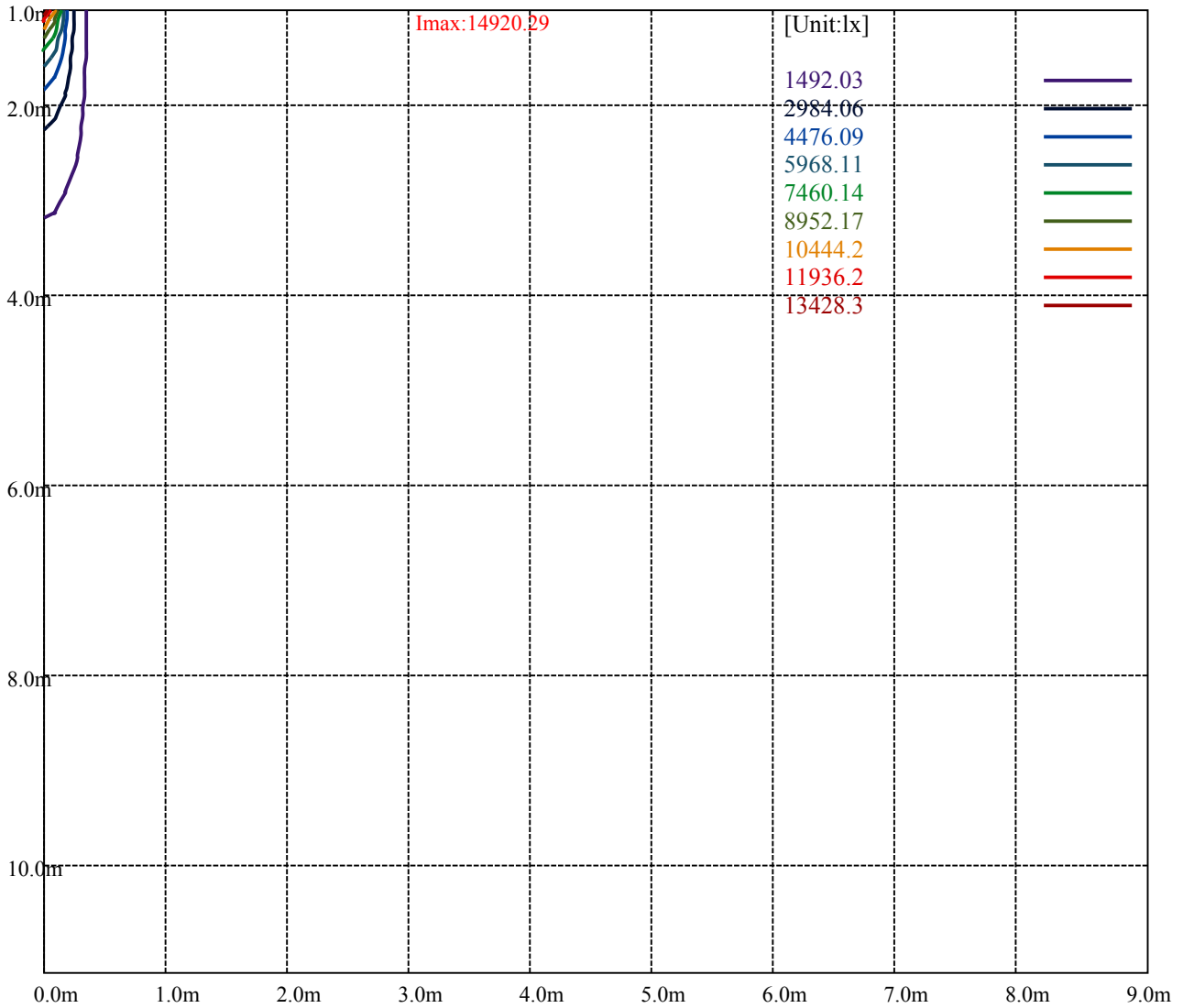
Road

Imax:14920.29

(10%Imax)	1492.03	—
(20%Imax)	2984.06	—
(30%Imax)	4476.09	—
(40%Imax)	5968.11	—
(50%Imax)	7460.14	—
(60%Imax)	8952.17	—
(70%Imax)	10444.2	—
(80%Imax)	11936.2	—
(90%Imax)	13428.3	—



(10%Emax) 373.0075	—
(20%Emax) 746.0125	—
(30%Emax) 1119.02	—
(40%Emax) 1492.025	—
(50%Emax) 1865.032	—
(60%Emax) 2238.038	—
(70%Emax) 2611.05	—
(80%Emax) 2984.05	—
(90%Emax) 3357.05	—



Luminance Table

γ	45	50	55	60	65	70	75	80	85
C0	0	0	0	0	0	0	0	0	0
C45	0	0	0	0	0	0	0	0	0
C90	0	0	0	0	0	0	0	0	0

L(Hor)(65)	L(Ver)(65)	L45(65)	L(Hor)(75)	L(Ver)(75)	L45(75)	L(Hor)(85)	L(Ver)(85)	L45(85)
0	0	0	0	0	0	0	0	0

Glare Table

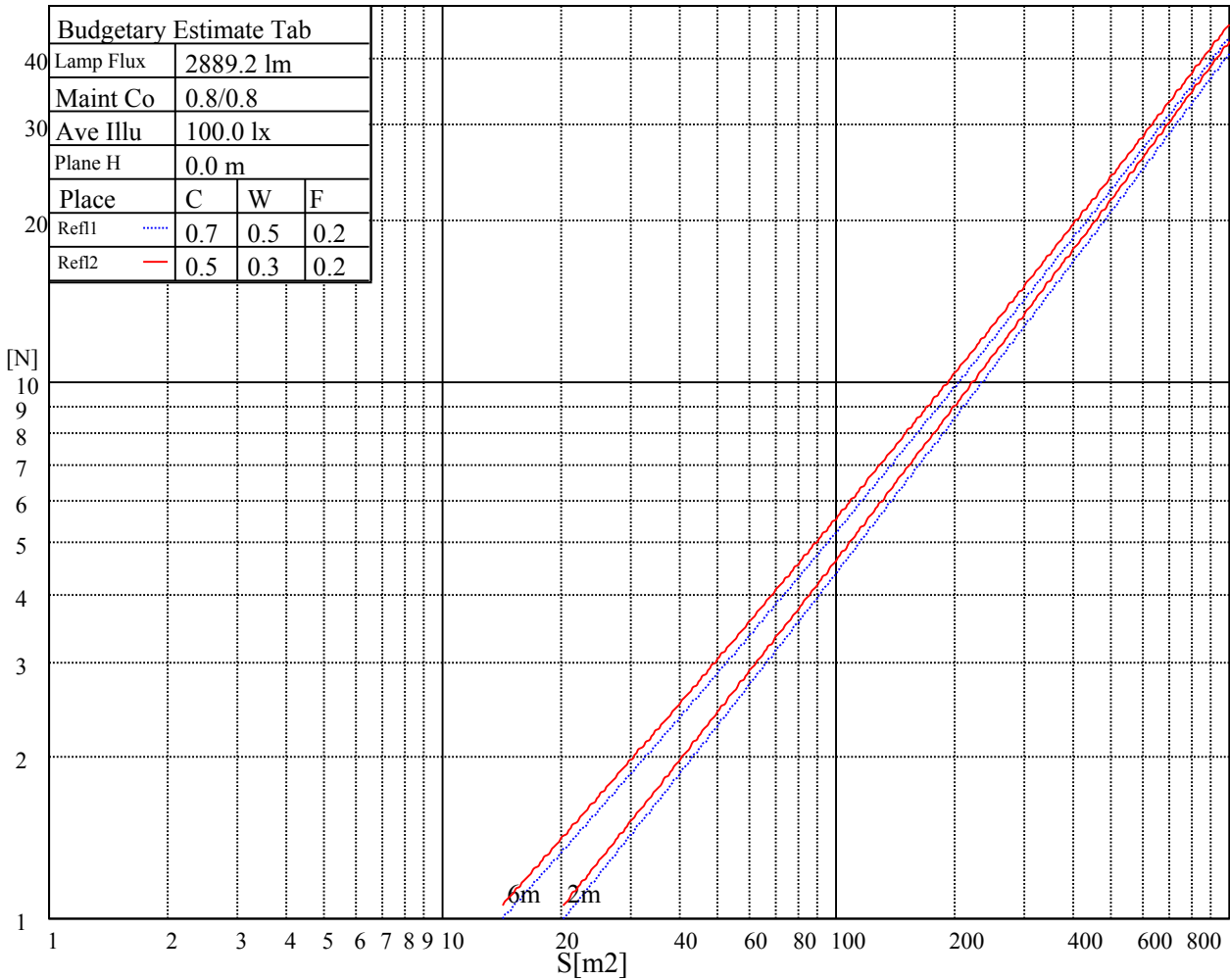
Glare	Quality	Service Values Illuminance(lx)							
1.15	A	2000	1000	500	<=300				
1.5	B		2000	1000	500	<=300			
1.85	C			2000	1000	500	<=300		
2.2	D				2000	1000	500	<=300	
2.55	E					2000	1000	500	<=300
		a	b	c	d	e	f	g	h

Luminance Limiting Curve

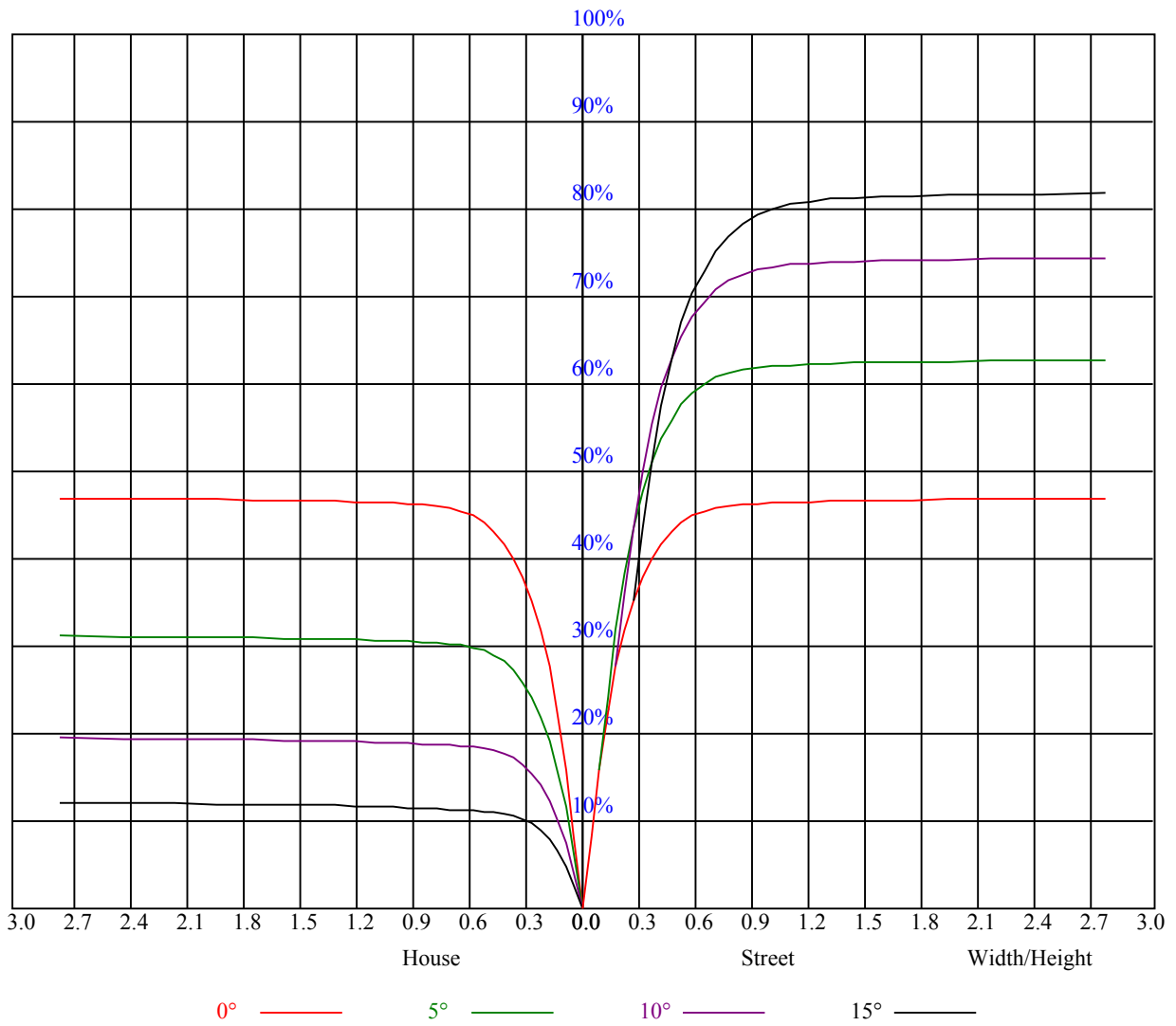


Illumination assessment according UGR											
Rf of Ceiling	70	70	50	50	30	70	70	50	50	30	
Rf of Wall	50	30	50	30	30	50	30	50	30	30	
Rf of Floor	20	20	20	20	20	20	20	20	20	20	
Room dimensions		Viewed crosswise					Viewed endwise				
X	Y										
2H	2H	非数字	非数字	非数字	非数字	非数字	非数字	非数字	非数字	非数字	
	3H	非数字	非数字	非数字	非数字	非数字	非数字	非数字	非数字	非数字	
	4H	非数字	非数字	非数字	非数字	非数字	非数字	非数字	非数字	非数字	
	6H	非数字	非数字	非数字	非数字	非数字	非数字	非数字	非数字	非数字	
	8H	非数字	非数字	非数字	非数字	非数字	非数字	非数字	非数字	非数字	
	12H	非数字	非数字	非数字	非数字	非数字	非数字	非数字	非数字	非数字	
4H	2H	非数字	非数字	非数字	非数字	非数字	非数字	非数字	非数字	非数字	
	3H	非数字	非数字	非数字	非数字	非数字	非数字	非数字	非数字	非数字	
	4H	非数字	非数字	非数字	非数字	非数字	非数字	非数字	非数字	非数字	
	6H	非数字	非数字	非数字	非数字	非数字	非数字	非数字	非数字	非数字	
	8H	非数字	非数字	非数字	非数字	非数字	非数字	非数字	非数字	非数字	
8H	12H	非数字	非数字	非数字	非数字	非数字	非数字	非数字	非数字	非数字	
	4H	非数字	非数字	非数字	非数字	非数字	非数字	非数字	非数字	非数字	
	6H	非数字	非数字	非数字	非数字	非数字	非数字	非数字	非数字	非数字	
	8H	非数字	非数字	非数字	非数字	非数字	非数字	非数字	非数字	非数字	
12H	12H	非数字	非数字	非数字	非数字	非数字	非数字	非数字	非数字	非数字	
	4H	非数字	非数字	非数字	非数字	非数字	非数字	非数字	非数字	非数字	
	6H	非数字	非数字	非数字	非数字	非数字	非数字	非数字	非数字	非数字	
	8H	非数字	非数字	非数字	非数字	非数字	非数字	非数字	非数字	非数字	
Variation with the observer position at spacings:											
S = 1.0H		非数字/非数字					非数字/非数字				
S = 1.5H		非数字/非数字					非数字/非数字				
S = 2.0H		非数字/非数字					非数字/非数字				
Standard tables:		BK0					BK0				
Uncorrected UGR		负无穷大					负无穷大				

UGR calculation is based on CIE Publ. 117 ,S/H = 0.25



RHOCC	80			70			50			30			10			0
RHOW	50	30	10	50	30	10	50	30	10	50	30	10	50	30	10	0
RCR	COEFFICIENTS OF UTILIZATION RHOFc=20 CU															
0	1.13	1.13	1.13	1.10	1.10	1.10	1.05	1.05	1.05	1.01	1.01	1.01	0.97	0.97	0.97	0.95
1	1.06	1.04	1.02	1.04	1.02	1.01	1.00	0.99	0.98	0.97	0.96	0.95	0.94	0.93	0.92	0.90
2	1.01	0.97	0.95	0.99	0.96	0.94	0.96	0.94	0.92	0.93	0.91	0.90	0.91	0.89	0.88	0.86
3	0.96	0.92	0.89	0.94	0.91	0.88	0.92	0.89	0.87	0.90	0.88	0.86	0.88	0.86	0.84	0.83
4	0.91	0.87	0.84	0.90	0.87	0.84	0.89	0.85	0.83	0.87	0.84	0.82	0.85	0.83	0.81	0.80
5	0.88	0.83	0.80	0.87	0.83	0.80	0.85	0.82	0.79	0.84	0.81	0.79	0.83	0.80	0.78	0.77
6	0.84	0.80	0.77	0.84	0.80	0.77	0.82	0.79	0.76	0.81	0.78	0.76	0.80	0.77	0.75	0.74
7	0.81	0.77	0.74	0.81	0.77	0.74	0.80	0.76	0.73	0.79	0.75	0.73	0.78	0.75	0.73	0.72
8	0.79	0.74	0.71	0.78	0.74	0.71	0.77	0.73	0.71	0.76	0.73	0.71	0.75	0.73	0.70	0.69
9	0.76	0.72	0.69	0.76	0.72	0.69	0.75	0.71	0.69	0.74	0.71	0.68	0.73	0.70	0.68	0.67
10	0.74	0.70	0.67	0.73	0.69	0.67	0.73	0.69	0.67	0.72	0.69	0.66	0.71	0.68	0.66	0.65



Intensity data(cd)

C/γ(°)	0.0	1.0	2.0	3.0	4.0	5.0	6.0	7.0	8.0
0.0	14830.34	14260.19	13584.88	10943.35	10943.35	10405.87	9318.17	8270.88	7261.23
45.0	15018.54	14841.41	14304.48	13640.23	12538.70	11520.19	10474.01	9411.22	8071.66
90.0	14824.80	14221.45	13551.67	10910.14	10910.14	10372.10	9310.42	7974.18	6973.39
135.0	15007.47	14752.84	14287.87	13612.56	12522.09	11492.51	10446.33	9383.54	8071.66
180.0	14830.34	15001.93	14863.55	14359.83	13712.19	12682.62	11741.61	10684.35	9616.03
225.0	15018.54	14869.08	14370.90	13728.80	12300.68	10949.99	10676.55	9576.12	8488.42
270.0	14824.80	15001.93	14924.44	14476.07	13839.51	13070.09	12156.76	10878.09	9804.23
315.0	15007.47	14902.30	14553.57	13988.96	12405.85	11015.31	11015.31	9641.99	8537.68
360.0	14830.34	14260.19	13584.88	10943.35	10943.35	10405.87	9318.17	8270.88	7261.23
C/γ(°)	9.0	10.0	11.0	12.0	13.0	14.0	15.0	16.0	17.0
0.0	6127.03	5367.58	4718.29	4046.85	3613.98	3261.38	2889.96	2635.88	2418.90
45.0	7080.83	6184.10	5425.76	4600.99	4069.60	3632.30	3272.50	2901.64	2829.68
90.0	6089.95	5318.32	4520.12	3996.47	3569.70	3132.40	2842.35	2589.39	2323.69
135.0	7080.83	5984.83	5265.23	4628.67	3969.96	3560.34	3195.01	2901.64	2829.68
180.0	8276.47	7269.03	6339.09	5547.54	4695.09	4136.02	3693.19	3228.22	2918.24
225.0	7441.68	6270.95	5478.84	4806.85	4242.24	3668.23	3295.14	2976.31	2651.94
270.0	8730.37	7695.26	6505.16	5680.39	4971.86	4246.73	3776.22	3366.61	2956.99
315.0	7490.39	6331.84	5545.27	4861.10	4161.98	3719.15	3347.73	3021.70	2683.49
360.0	6127.03	5367.58	4718.29	4046.85	3613.98	3261.38	2889.96	2635.88	2418.90
C/γ(°)	18.0	19.0	20.0	21.0	22.0	23.0	24.0	25.0	26.0
0.0	2175.34	1997.10	1826.06	1672.73	1500.03	1369.39	1094.78	1094.78	978.43
45.0	2551.75	2180.32	1998.21	1788.97	1640.63	1500.58	1340.61	1213.30	1094.84
90.0	2129.40	1951.16	1742.48	1593.57	1457.96	1082.72	1082.72	1054.10	938.80
135.0	2550.08	2165.93	1981.60	1773.47	1626.23	1488.96	1361.09	1207.21	1087.64
180.0	2851.82	2577.76	2175.34	1999.32	1796.17	1639.52	1501.69	1349.47	1228.79
225.0	2421.66	2166.48	1987.69	1823.85	1675.50	1509.44	1388.77	1101.59	1101.59
270.0	2835.21	2835.21	2210.77	2026.44	1865.36	1702.62	1518.29	1401.50	1280.83
315.0	2455.43	2250.62	2062.97	1847.65	1694.32	1555.38	1397.07	1101.43	1101.43
360.0	2175.34	1997.10	1826.06	1672.73	1500.03	1369.39	1094.78	1094.78	978.43
C/γ(°)	27.0	28.0	29.0	30.0	31.0	32.0	33.0	34.0	35.0
0.0	866.23	759.78	658.71	546.95	465.69	374.47	311.36	256.45	199.94
45.0	976.38	836.34	730.06	633.74	546.84	448.31	376.90	314.35	286.12
90.0	803.57	700.78	607.89	524.09	429.38	362.07	301.79	249.09	195.18
135.0	938.74	826.93	696.29	602.75	518.05	438.90	367.49	291.10	291.10
180.0	1118.09	995.20	859.03	751.65	649.80	554.03	452.18	376.90	313.25
225.0	1017.79	910.07	803.35	674.98	580.99	493.86	396.00	328.41	268.96
270.0	1161.82	1025.65	909.96	803.68	673.60	580.05	498.68	406.24	341.48
315.0	1015.85	903.70	795.32	668.62	574.79	489.55	413.88	332.07	276.27
360.0	866.23	759.78	658.71	546.95	465.69	374.47	311.36	256.45	199.94
C/γ(°)	36.0	37.0	38.0	39.0	40.0	41.0	42.0	43.0	44.0
0.0	163.79	134.45	104.90	87.24	72.90	61.61	51.31	45.39	40.96
45.0	286.12	162.30	125.87	103.12	85.58	68.20	57.73	50.04	44.62
90.0	160.80	125.76	103.29	85.13	67.70	57.51	50.26	45.00	40.02
135.0	226.29	153.05	117.85	96.43	80.65	65.70	56.52	49.54	42.90
180.0	283.36	283.36	155.54	118.95	97.26	80.65	65.37	56.41	49.49
225.0	207.63	168.11	135.73	104.40	85.58	71.35	60.83	51.48	45.89
270.0	284.46	284.46	181.34	149.07	117.52	97.98	81.87	68.86	56.96
315.0	227.84	187.98	147.79	121.72	100.13	78.66	65.43	55.69	47.22
360.0	163.79	134.45	104.90	87.24	72.90	61.61	51.31	45.39	40.96

Intensity data(cd)

C/γ(°)	45.0	46.0	47.0	48.0	49.0	50.0	51.0	52.0	53.0
0.0	37.47	33.88	31.55	29.56	27.51	26.18	24.91	24.02	23.41
45.0	39.69	36.53	33.88	31.55	29.12	27.62	26.24	24.91	24.13
90.0	36.98	34.32	32.05	29.67	28.12	26.79	25.52	24.69	24.02
135.0	38.91	35.81	32.66	30.56	28.78	27.01	25.85	24.85	24.02
180.0	44.17	39.02	35.92	33.38	31.16	29.01	27.57	26.35	25.13
225.0	41.35	37.86	34.49	32.16	29.84	28.40	27.18	25.91	25.08
270.0	50.37	45.28	41.29	37.42	34.93	32.16	30.44	29.01	27.57
315.0	42.46	38.80	35.15	32.82	30.72	29.01	27.29	26.13	25.19
360.0	37.47	33.88	31.55	29.56	27.51	26.18	24.91	24.02	23.41
C/γ(°)	54.0	55.0	56.0	57.0	58.0	59.0	60.0	61.0	62.0
0.0	22.86	22.42	22.20	22.20	22.20	22.47	22.53	22.75	22.86
45.0	23.30	22.86	22.53	22.25	22.31	22.42	22.81	22.81	22.97
90.0	23.41	23.08	22.92	22.92	23.08	23.30	23.36	23.47	23.36
135.0	23.30	22.81	22.53	22.42	22.42	22.64	22.81	22.81	22.86
180.0	24.24	23.47	22.92	22.53	22.31	22.20	22.31	22.53	22.53
225.0	24.36	23.80	23.25	22.92	22.75	22.75	22.97	22.92	22.86
270.0	26.57	25.74	25.13	24.58	24.24	24.08	24.19	24.47	24.41
315.0	24.41	23.69	23.30	23.03	22.97	23.03	23.36	23.36	23.41
360.0	22.86	22.42	22.20	22.20	22.20	22.47	22.53	22.75	22.86
C/γ(°)	63.0	64.0	65.0	66.0	67.0	68.0	69.0	70.0	71.0
0.0	22.53	21.70	20.65	19.76	18.71	17.71	17.05	16.38	15.89
45.0	23.03	22.53	21.59	20.59	19.76	18.54	17.71	17.05	16.27
90.0	22.75	21.59	20.92	20.04	18.88	17.88	17.21	16.55	16.11
135.0	22.64	22.09	21.15	20.37	19.37	18.27	17.55	16.88	16.22
180.0	22.58	22.64	22.36	21.26	20.54	19.76	18.32	17.60	16.99
225.0	22.92	22.58	21.75	20.76	20.04	18.93	17.88	17.16	16.55
270.0	24.30	24.36	23.86	22.81	21.81	20.87	19.65	18.54	17.82
315.0	23.47	23.03	22.09	21.31	20.15	18.99	18.10	17.49	16.66
360.0	22.53	21.70	20.65	19.76	18.71	17.71	17.05	16.38	15.89
C/γ(°)	72.0	73.0	74.0	75.0	76.0	77.0	78.0	79.0	80.0
0.0	15.39	15.11	14.78	14.45	14.23	13.95	13.62	13.34	13.12
45.0	15.83	15.44	15.06	14.78	14.50	14.23	13.95	13.67	13.40
90.0	15.78	15.39	15.11	14.78	14.50	14.17	13.84	13.56	13.23
135.0	15.78	15.44	15.06	14.78	14.50	14.12	13.89	13.56	13.23
180.0	16.16	15.72	15.33	15.00	14.67	14.39	14.12	13.78	13.51
225.0	16.00	15.50	15.17	14.83	14.50	14.17	13.89	13.62	13.28
270.0	17.10	16.55	16.00	15.67	15.33	14.95	14.61	14.28	13.95
315.0	16.05	15.67	15.22	14.89	14.56	14.28	14.00	13.73	13.34
360.0	15.39	15.11	14.78	14.45	14.23	13.95	13.62	13.34	13.12
C/γ(°)	81.0	82.0	83.0	84.0	85.0	86.0	87.0	88.0	89.0
0.0	12.79	12.57	12.34	12.12	11.96	11.68	11.57	11.51	11.35
45.0	13.12	12.84	12.51	12.23	12.07	11.85	11.62	11.46	11.29
90.0	12.90	12.62	12.34	12.07	11.90	11.62	11.46	11.35	11.29
135.0	12.95	12.68	12.40	12.18	11.96	11.79	11.57	11.40	11.24
180.0	13.28	12.95	12.68	12.40	12.18	11.90	11.73	11.57	11.46
225.0	13.01	12.73	12.51	12.23	11.96	11.79	11.62	11.46	11.29
270.0	13.56	13.28	12.90	12.62	12.34	12.07	11.79	11.62	11.46
315.0	13.12	12.79	12.57	12.29	12.07	11.85	11.68	11.46	11.51
360.0	12.79	12.57	12.34	12.12	11.96	11.68	11.57	11.51	11.35

Intensity data(cd)

C/γ(°)	90.0
0.0	11.35
45.0	11.29
90.0	11.24
135.0	11.24
180.0	11.29
225.0	11.24
270.0	11.24
315.0	11.24
360.0	11.35